



AUSTRALIAN JAMBOREE | WA CONTINGENT

YOUTH HANDBOOK

FOR YOUTH AND PARENTS

Contingent Hotline: 07 4333 1593

Contingent Email: jamboree@scoutswa.com.au

1 Contents

1	Contents	2
2	Jamboree Handbook	4
3	Contingent Support Team.....	4
4	Jamboree journey.....	4
5	Child Safe Message	6
6	Youth code of conduct.....	9
6.1	Be respectful.....	9
6.2	Do What is Right	10
6.3	Believe in Yourself.....	10
7	Scout & Venturer Scout Code of Conduct.....	10
8	Jamboree Unit Organisation	11
8.1	Jamboree Unit Council.....	11
8.2	Patrol Formation	11
9	Jamboree Unit Code.....	12
10	Jamboree Units.....	13
11	Jamboree Program	15
11.1	WA contingent Receptions	15
11.2	Visitor Days	15
11.3	Badge swapping	15
12	Jamboree Site	16
13	Post-Tour.....	17
13.1	Post-Tour Units.....	17
14	Communication	18
14.1	Social media	18
14.2	Contact with families in an emergency	18
14.3	Emergency messages to Scouts	18
14.4	Mailing address	19
14.5	Mobile device guidelines.....	19
14.6	Contacting the WA Contingent during the Jamboree	20
15	Logistics	21
16	Suggested personal gear list.....	22
16.1	Pocket money	22
17	Merchandise.....	23
17.1	Unit badges	23
18	Jamboree Site	23
18.1	Sub-Camps.....	23
19	Transport.....	23
19.1	Unit transportation overview	24
19.2	Arriving at your departure location	25

19.3	Travel dress code.....	25
19.4	Airport check-in Procedure.....	25
19.5	Transiting through Brisbane Airport.....	26
19.6	Meal stops at Kedron Scout Hall	26
19.7	Stopover in Brisbane CBD	26
19.8	Arriving at the Jamboree site	27
19.9	Departing the Jamboree site	27
19.10	Independent travel	27
20	Health & Wellbeing	28
20.1	Rest	28
20.2	Hydration	28
20.3	Sun smart.....	28
20.4	Stings and bites.....	28
20.5	Washing and showers.....	29
20.6	Clothes washing	29
20.7	Care of personal gear	29
20.8	First aid kits	29
20.9	Medication management	30
20.10	Homesickness.....	30
20.11	Medical center	30
21	Follow along with our journey on social media.....	31
21.1	WA Contingent social media.....	31
21.2	Scouts WA social media	31
21.3	AJ2025 social media	31

2 Jamboree Handbook

The Jamboree Executive Committee has published a comprehensive [Jamboree Handbook](#) covering all aspects of the event.

This Handbook has been produced to provide information regarding WA Contingent arrangements to WA Youth Members and their families. .

Please consult the [Jamboree Handbook](#) for general information about AJ2025 that is not specific to WA Contingent.

The handbook can also be accessed via the Jamboree website www.aj2025.com.au

3 Contingent Support Team

The Contingent Support Team, along with your Jamboree Scout Leaders, and Assistant Jamboree Scout Leaders are responsible for the organisation and support of the WA Contingent. You will see us once we are onsite in Queensland, and if you ever have any questions the Contingent Support Team will be able to help you find the answer.

Contingent Leader	Tom Dowsley
Deputy Contingent Leader	Kellee Gibby
Assistant Contingent Leaders	Sam Harris & Avery Leeuwangh
Contingent Support	Danelle Fauntleroy & Ayden Mackenzie
Health & Wellbeing Leads	Kerry Duncan & Jennifer Pitcher
Health & Wellbeing Team Members	Isaac Wetherley, Caitlin Arcus, Natascha Gray, Catherine Walker, Chris Barugh, Sarah Satie, Ben Chalmers & Janine Hart (Modified Diets Liaison).
Logistics Lead	Brett Poole
Logistics Team Members	Gavin Satie, Mark Thorpe & Jay Stavert
Marketing & Communications Lead	Toby Blyth
Program Leads	Ryan Jones & Alice Mrazek-Scriven
Transport Lead	Randall Elkins

4 Jamboree journey

Everyone will have a different experience at Jamboree. After all, it is “Your Quest Your Way.” On the next page is what your Jamboree journey might look like. Once you are onsite your Jamboree Scout Leaders and the other members of your Patrol will help to make sure you are having the best time at Jamboree. After the first few days you will have it all figured out, and you will know where and when you need to be somewhere.



5 Child Safe Message

A Message from AJ2025: Feeling Safe - A Message for all Youth Members

A Scout is respectful - this applies to everyone at the Jamboree.

Everyone in Scouts, Youth and Adults alike, has the right to feel safe and be protected from abuse. No-one should ever threaten you, hurt you, or touch you in a way that makes you feel uncomfortable, unsafe or afraid.

All Leaders are trained to help you if you feel unsafe in any way - you do not have to deal with this on your own. If you do feel unsafe or threatened or you see/hear something that causes you concern, please speak to a Leader in your Unit or on the activity. Your concerns will be listened to and the information you provide will only be shared with people who can provide support and protect you.

If you are not sure what to do, please speak to one of your Jamboree Scout Leaders, or come and see us at the WA Contingent Headquarters.

On the next few pages are some posters that you might recognise, or that you will see onsite at Jamboree.

Feeling safe in Scouting



All members have the right!

Tell an adult if you experience **ANYTHING** that makes you feel unsafe or unsure



I know five adults that are my safe place and I can tell them anything

Everyone here will do their best to make you feel safe and cared for



My body is my body and it belongs to me... I can say NO to any type of touch – all of my body is my private business

Secrets that make me feel bad or uncomfortable are not safe... I can tell my safe people straight away



If you are scared... if someone hurt your body... if someone makes you feel very sad – talk to your safe place people



How you feel is important and we will always listen



If I see something that makes me or someone else feel unsafe, I can tell my safe place people



Feel Safe, Be Safe



Everyone has the right to feel safe at Scouts. No one should behave in a way that makes you feel unsafe, worried or scared.

1. Tell Someone
Find an adult that you trust, like a parent, a teacher or a Leader. Tell them why you feel uncomfortable or unsafe.

2. Share your concerns
Do your best to share, so they can help you.

3. Don't have a trusted adult?
Call Safety and Security on (07) 4333 1500 (free call 24/7). Let us be your trusted adult.

4. Speak Up
It's always ok to speak up!

Adults; remember to listen & support, document & report.

SCAN QR CODE TO CREATE A REPORT

For Child Safety Phone (07) 4333 1500



Scouts & Venturer Scouts Code of Conduct



Behaviour we would like to see:

- Being respectful, kind, helpful and caring
- Encouraging and supporting others
- Being prepared and organised

Behaviour that needs permission:

- Touch anyone, including hugs
- Take or share photos or personal information
- Touching equipment that isn't yours
- Putting equipment on someone else – harness, PFD etc

Behaviour that is inappropriate:

- Not fulfilling your duties
- Swearing or yelling
- Excluding others
- Being impatient
- Name calling
- Being somewhere you shouldn't be

Participating in behaviour that is harmful or unsafe will result in consequences, and may end in your removal from camp.

Behaviour that is harmful or unsafe:

- Not asking permission before touching someone or something
- Persisting with inappropriate behaviour
- Bullying, harassment or discriminating behaviour
- Partaking in drugs, alcohol, cigarettes or vape.
- Any sexual interactions
- Any violent or threatening behaviour
- Any illegal behaviour

SCAN QR CODE TO CREATE A REPORT

For Child Safety Phone (07) 4333 1500



6 Youth code of conduct

Members of the WA Contingent are reminded that the Scout Law and Promise always applies. This code of conduct is intended to create a safe environment for everyone in the Western Australian Contingent.

Parents, we recommend you sit down with your Scouts ahead of Jamboree and discuss these points in an age-appropriate way. So Scouts understand what is expected of them at Jamboree, and at any Scouting event they may attend in the future.

6.1 Be respectful

This code of conduct relies on an understanding of consent.

The WA Contingent holds that:

1. Consent has a legal meaning. Where sexual activities are concerned, a person may not legally consent until they are 16 years of age in Queensland; a person is also considered unable to consent if their judgement may be impaired by drugs, alcohol, or fatigue.
2. Whilst travelling as a member of the WA Contingent, there should be no physical or sexual interaction of any kind between children aged 17 and under with members aged 18+. This includes those already in existing relationships.
3. Consent is given freely and voluntarily. This means that consent is not given where there is any coercion; or where negative consequences of withholding consent are real or imagined.
4. Consent is clear, unambiguous, positive, and enthusiastic. Receiving no response is not consent. Reluctant acceptance and/or submission is not consent.
5. Consent and sexual activity. Any unwanted sexual activity, or unwanted touching of a person's body by another person may be sexual assault. For example, it can include kissing or inappropriate touching of a person's breasts, bottom or genitals, or even performing a sexual activity in front of another person.

Respecting others means that all youth and adult members are entitled to privacy:

6. Physical privacy. All members are entitled to have their personal space respected, and members must not make physical contact with any person, or their belongings without clear and unambiguous consent. The Australian Contingent expects every member to have their own bedding and to respect bedding belonging to someone else as that person's personal space. It is the position of the Australian Contingent that Scouting activities are not an appropriate place for sexual activities.
7. Visual privacy. All members are entitled to have privacy for themselves and their belongings and must respect the privacy of others in return. This means that without consent it is not appropriate to observe them as they conduct private activities. It is not appropriate to search their belongings, or speak to others about what we have seen, deliberately or accidentally.
8. Audible privacy. All members are entitled to have privacy and must respect the privacy of others. This means that without consent it is not appropriate to listen to them as they conduct private activities or conversations. It is not appropriate to speak to others about what we have heard, deliberately or accidentally.
9. Digital privacy. Taking and sharing of intimate photo or videos of young people is a crime. Regardless of age, taking intimate photo or videos without consent is a crime, and sharing of intimate photo or videos without consent is a crime. For information about image-based abuse, you can visit the e-safety website (<https://esafety.gov.au/image-based-abuse>). For any photos, it is respectful to ask if people want to be photographed, before taking a photo of them.

Respect for others in this context means respecting their privacy; respecting the decisions that they make in providing consent; and respecting their emotional and mental health.

Respecting others and the program:

1. As a member you should show respect to yourself, as well as all other members, Leaders, volunteers and external operators, as well as the members of the public.

2. You should respect the environment and community.
3. Bullying, discrimination, harassment or assault of any kind has no place in Scouting. You should not engage in any of these activities and are encouraged to report any instances of this to a trusted adult.
4. You should comply with all reasonable directions from supporting adults and external operators.
5. You will have a decent amount of freedom during the event; however, there are many points when it is very important to be at the right place at the right time (especially for transport). If you are asked to be somewhere, you have a responsibility to be there on time and follow all instructions.

Failure to follow this code of conduct will result in disciplinary action. Depending on the severity of the offence, possible actions could range from missing activities to being sent home at your own expense. Not knowing the code of conduct is never an excuse and it is your responsibility to know and understand these rules that are put in place to keep the event safe.

Remember to have fun and make the most of your time at the Jamboree; it's not just a two-night camp so don't burn yourself out. Look after your physical and mental wellbeing and look out for the other members. They are your friends, and the event will be far more enjoyable together.

6.2 Do What is Right

You are trusted to follow the rules and ensure that others also follow these rules. In this instance it may mean reminding our friends that their behaviour is inappropriate or reporting that behaviour by speaking with a trusted adult. Doing what is right may include seeking assistance for others who have been using drugs or alcohol.

6.3 Believe in Yourself

If you would like support in discussing, challenging, or reporting inappropriate behaviour, please speak with a trusted adult or a member of the Health & Wellbeing Team.

Should you wish to report a matter anonymously, you can complete the **Scouts WA online incident form** located on the Scouts WA website.

7 Scout & Venturer Scout Code of Conduct

Along with the Youth Code of Conduct that you have just read, the Jamboree have outlined some behaviours that are expected at Jamboree. Although this is called the Scout & Venturer Scout Code of Conduct this behaviour is expected of everyone at Jamboree.

7.1.1 Behaviour we would like to see

- Being respectful, kind, helpful and caring
- Encouraging and supporting others
- Being prepared and organised

7.1.2 Behaviour that needs permission

- Touch anyone, including hugs
- Take or share photos or personal information
- Touching equipment that isn't yours
- Putting equipment on someone else - harness, PFD etc

7.1.3 Behaviour that is inappropriate

- Not fulfilling your duties
- Swearing or yelling
- Excluding others
- Being impatient
- Name calling
- Being somewhere you shouldn't be

7.1.4 Behaviour that is harmful or unsafe

- Not asking permission before touching someone or something
- Persisting with inappropriate behaviour
- Bullying, harassment or discriminating behaviour
- Partaking in drugs, alcohol, cigarettes or vapes
- Any sexual interactions (consensual or not, it is not appropriate at Jamboree)
- Any violent or threatening behaviour
- Any illegal behaviour

Participating in behaviour that is harmful or unsafe will result in consequences and may end in your removal from Jamboree.

8 Jamboree Unit Organisation

8.1 Jamboree Unit Council

Unit Council is an essential part of your Jamboree Unit. Your Jamboree Patrol Leaders (JPLs) have been involved in planning prior to the Jamboree and will continue working with your Jamboree Scout Leaders during the Jamboree. Unit Council is essential to Unit management and should be held daily. This is an opportunity for the Jamboree Scout Leaders to meet with the Patrol Leaders and get an understanding of how the Unit is going, and if any changes can be made so that everyone can have an even better time at Jamboree.

If you ever have a suggestion on how your Unit could be improved, speak to your Patrol Leader. They can then raise it at their next Unit Council and see what can be done.

8.1.1 What the Unit Council has done

Here are some of the things that your Unit Council may have done while planning for Jamboree, or they may be do once Jamboree starts.

- Decide on the structure of each Patrol
- Create the Duty Patrol roster so everyone shares the important work to do around camp
- Creation of the Unit Code of Conduct
- Lead the design of your Unit badge or Unit shirt
- Designed the gateway to your Unit site
- Appointed someone responsible for making sure hygiene around the campsite is maintained, such as keeping tents clean, and making sure everyone regularly washes their hands
- Booked the activities that you are doing as a Patrol at Jamboree
- And much more!

8.2 Patrol Formation

Although your Jamboree Patrols will have been decided before you get to Jamboree, there may be sometimes when flexibility is needed at Jamboree. Hopefully you had a chance to meet the other members of your Patrol at PRE-JAM so you should know a little bit about each other. Sometimes that short time you spent together at PRE-JAM isn't quite enough to iron out any bumps.

This means that something may come up during Jamboree that the Unit Council will need to resolve, this might mean forming new Patrols or appointing a new Patrol Leader or Assistant Patrol Leader. Your Unit Council will work through this with support from your Jamboree Scout Leaders and will make sure no one is impacted in any way during the process.

Remember, it's all about making Jamboree enjoyable for everyone.

9 Jamboree Unit Code

A Unit Code is a way of expressing how members of the Unit are going to act, what acceptable behaviour is, and how the Unit will operate. Every Jamboree Unit should have a Unit Code developed by its members.

A Unit Code is about:

- How we treat ourselves and each other
- Respecting our environment
- Looking after possessions and property – both ours and everyone else's.

In many ways, it's how we live by the Scout Promise & Law!

Hopefully you had a chance to discuss your Jamboree Unit Code at PRE-JAM, and at Jamboree your Unit Code should be on display somewhere that everyone can see it and be reminded of how we should be behaving.

10 Jamboree Units

There are 15 Jamboree Units as part of the WA Contingent. It is a good idea to remember where they are all located, as you will want to swap badges with them if you are going to complete the WA Contingent badge set.

Sub-Camp	Unit Number	Original Unit Number	Jamboree Scout Leader	Home Scout Groups
Cheeli	C003	Unit 4	Vanessa Ormonde	Carey Park Scout Group Rockingham Scout Group Rossmoyne Shelley Scout Group Salter Point Scout Group International
Cheeli	C005	Unit 7	Steve Foulis	Atwell Scout Group Canning Sea Scout Group Duncraig Scout Group Mindarie Scout Group Mosman Bay Sea Scout Group Wembley Downs Scout Group
Cheeli	C035	Unit 13	Chris Gray	Boulder Scout Group Bullcreek Leeming Scout Group Katanning Scout Group Maida Vale Scout Group
Cheeli	C039	Unit 9	Megan Kelman	Bibra Lake Scout Group Carramar Scout Group Donnybrook Scout Group Esperance Scout Group International
Cheeli	C063	Unit 2	Ana Coelho	Bateman Winthrop Scout Group Kalamunda Scout Group Newman Scout Group International
Fraser Coast	FC004	Unit 1	Melissa McCabe	Baldivis Scout Group Busselton Sea Scout Group Manjimup Scout Group Secret Harbour Scout Group International
Fraser Coast	FC015	Unit 14	Evan Roberts	Geraldton Scout Group Southern River Scout Group Victoria Park Scout Group Walliston Scout Group Woorree Scout Group
Fraser Coast	FC021	Unit 3	Tristan Barugh	Chittering Scout Group Gingin Scout Group Karratha Scout Group Liddelow Scout Group Riverton Scout Group Wanneroo Scout Group Waylen Bay Scout Group Willetton Scout Group

Sub-Camp	Unit Number	Original Unit Number	Jamboree Scout Leader	Home Scout Groups
Fraser Coast	FC036	Unit 5	Sarah Hamilton	Albany Scout Group Denmark Scout Group Fremantle Sea Scout Group Hampton Park Scout Group Plantagenet Scout Group WA Lone Scout Group International
Fraser Coast	FC046	Unit 6	Ian Hobbs	Cambridge Scout Group Ellenbrook Scout Group Hamersley Scout Group Joondalup Scout Group Kwinana Scout Group
Fraser Coast	FC058	Unit 11	Matthew Stobie-Tyack	Falcon Scout Group Goollelal Greenwood Scout Group Kinross Scout Group Margaret River Scout Group Padbury Scout Group Willagee Kardinya Scout Group
Fraser Coast	FC067	Unit 10	Tom Liddelow	Cottesloe Scout Group Darlington Scout Group Eastern Hills Scout Group Maddington Scout Group Midland Scout Group Subiaco Scout Group Warnbro Sound Scout Group
Tuan	T004	Unit 8	Chloe Lock	Carlisle Scout Group Floreat Scout Group Herne Hill Scout Group Leschenault Scout Group North Beach Scout Group Pelican Point Sea Scout Group Roleystone Scout Group
Tuan	T023	Unit 12	Kevin Burbidge	Bayswater Sea Scout Group Bunbury Sea Scout Group Byford Scout Group Mundaring Scout Group International
Tuan	T035	Unit 15	Lee Hutcheson	Venturer Scout participants Mixed Scout Groups

11 Jamboree Program

The program for AJ2025 includes a range of onsite and offsite activities with evening entertainment every night. More details about the Jamboree program can be found on the Jamboree website www.aj2025.com.au/program

11.1 WA contingent Receptions

11.1.1 Patrol Leaders

To acknowledge the hard work that Patrol Leaders do during the Jamboree and in the months ahead, the WA Contingent will host a thank you reception for all WA Patrol Leaders during the Jamboree. Jamboree Patrol Leaders will be advised of the details about the reception once final arrangements have been made.

The function will be hosted at the WA Contingent HQ, and details such as date and time will be communicated at the Jamboree.

If you are not a Jamboree Patrol Leader, you may notice that the Patrol Leaders are off site for a while, and your Jamboree Scout Leaders may be asking you for more assistance around camp.

11.1.2 Adult Volunteers

Much the same as the Patrol Leaders, the WA Contingent will be hosting a thank you for the amazing adults that have supported you at Jamboree. Your Jamboree Scout Leaders will each have a chance to attend one of these receptions, but there will still be enough leaders on your camp site to support you.

11.2 Visitor Days

At AJ2025, there will be three Visitors Days when families can attend the Jamboree Site in Maryborough, Queensland:

- Friday 10 January 2025
- Saturday 11 January 2025 (Future Scout Day)
- Sunday 12 January 2025.

If your family is interested in coming along to see what it is like at Jamboree, they can book in to visit the Jamboree on one of these three days.

Visitor Days are a chance to see what the Jamboree has to offer, and what life is like at this incredible camp. All visitors will need to book to attend a Visitors Day. Bookings are open from 1 October 2024.

Visit www.aj2025.com.au/visitorsdays more further updates.

11.3 Badge swapping

This is an important Scouting tradition, promoting interaction between members of different Contingents and expanding Scouts' knowledge of the breadth of Scouting. It is also a great way to make new friends and to hear stories from other Scouts from across Australia and around the world.

There are a few rules that should be followed when it comes to badge swapping;




























- Swapping one for one, like for like
- Honest trading
- No buying
- No selling except from recognised outlets such as Contingent Headquarters, Badgers Club
- Youth swap with youth, Adults swap with adults


In your Jamboree merch pack, you will have received several of your own Unit Badges. These should only be swapped for other WA Contingent Unit Badges as they will for a set once you have collected them all.

12 Jamboree Site

AJ2025

26th Australian Jamboree
Maryborough, Queensland

- Jamboree Support Centre  5G
- The Mall  6G
- Medical Centre  5G
- First Aid  5G
- Toilets  5G
- Showers  5G
- Media Centre  6H
- The Scout Shop  4F
- Bus Terminal  4F
- Food Vendors  5G
- ATM  5G
- Water Station  5H
- Public Phones  5H
- Program Office  5I
- Main Arena  7G
- Mini Arena  2B
- Your Adventure (Assembly)  6I
- Your Action  5D
- Your Challenge  5G
- Your Discovery  6H
- Your Summit  5F
- Subcamp HQ & Gathering Place  8F
- Logistics - Corner Store  8F
- Fraser Coast Subcamp  8F
- Tuan Subcamp  8F
- Wook-Koo Subcamp (Venturer-Scouts)  8F
- Cheeli Subcamp  8F
- Mungomery Subcamp (Leaders)  8F
- The Eatery  8F
- Café de Scout  8F



Supported By

Fraser Coast REGIONAL COUNCIL
Queensland Government

13 Post-Tour

This section is for members of the WA Contingent who will be taking part in the optional Post-Tour. Here you will find a brief overview of the Post-Tour. Please see separate Post-Tour Handbook on the WA Contingent website ajwa.com.au/handbooks/ for further information.

13.1 Post-Tour Units

Your Post-Tour Unit is made up of Scouts from your Jamboree Unit, so you will know each other. In some cases, multiple Jamboree Units will be merged to form a Post-Tour Unit.

Unit	Youth	Adults	Total	Jamboree Units	Adults	Bus to Post Tour	Bus to Airport	Flight BNE to PER
Unit A	7	1	8	C005	Daniel Koellner	401-A	2101	QF941 / QF943
Unit B	9	2	11	C063	Ana Coelho, Jake Bastick	401-A	2101	QF941
Unit C	14	2	16	T035	Lee Hutcheson, Peta Baer	401-A	2101	QF941
Unit D	16	3	19	FC015 / FC036	Tom Clarkson, Hayley Gwilym, Evan Roberts	401-A	2101	QF941 / QF943
Unit E	6	2	8	C039	Megan Kelman, Andrew Raymond	402-A	2102	QF941
Unit F	13	2	15	C035	Mark Sander, Matthew Ridgway	402-A	2102	QF941
Unit G	8	2	10	C035	David Ellers, Stewart Warner	402-A	2102	QF941 / QF943
Unit H	14	2	16	FC004	Tasha Pearce, Michael Tutt	402-A	2102	QF943
Unit I	5	2	7	C003	James Smith, David Lynn	402-A	2102	QF943
Unit J	5	2	7	T004	Sherylee Tutt, Vaughan Hopkins	403-A	2103	QF943
Unit K	10	2	12	FC058 / FC067	Nicol Rudrum, Richard O'donnell	403-A	2103	VA472
Unit L	8	2	10	FC021	Debbie Bandy, Laurentiu Zamfirescu	403-A	2103	VA472
Unit M	11	2	13	FC046	Michaela Breen, Michelle Shaw	403-A	2103	VA472
Unit N	7	2	9	T023	Kevin Burbidge, Tracy Small	403-A	2103	VA472

14 Communication

14.1 Social media

Your Jamboree Unit may have set up its own Unit social media pages for communication of the Jamboree experience back to your family in Western Australia. Set up and monitoring of these social media pages is the responsibility of the Jamboree Scout Leader. These pages should still abide by standard Scouts WA policies and procedures relating to social media and online conduct. If you have any concerns about a Jamboree Unit social media channel, please discuss this with the Jamboree Scout Leader.

The WA Contingent has several social media channels that you may like to follow to see what is happening each day. These channels are discussed further on in this handbook.

14.2 Contact with families in an emergency

In the event of an emergency, the Western Australia Contingent Support Team will contact your parents/guardians or families if this should be necessary. This will apply to all contacts resulting from incidents while Contingent members are in transit or at the Jamboree.

The Contingent Leader or their delegate will be responsible for making contact in these circumstances because they will decide when sufficient detail and facts are known to be able to justify the contact. The aim of the WA Contingent Support Team is to ensure clear and accurate communication so as not to scare or mislead parents/guardians or families.

Scouts should report any sickness or accident to one of their Leaders and should not call home. Calling home only causes stress for your family members. Trust us, they miss you just as much as you are missing them.

14.3 Emergency messages to Scouts

Parents/guardians and families should understand that all messages from home should be directed to the Western Australia Contingent Support Team.

The following telephone number will be available for external queries or enquiries for the Jamboree, in the immediate days preceding and during the event:

Contingent Hotline: 07 4333 1593

Please direct any urgent matters through this number. For any matters that are not urgent please email the WA Contingent at jamboree@scoutswa.com.au

14.4 Mailing address

Parents are encouraged to send care packages via mail – Scouts experience a great sense of excitement upon receiving a package through ‘snail mail’.



Mail should be addressed to:

Recipient full name
Recipient Unit number
Western Australia Contingent
26th Australian Jamboree
Maryborough Showgrounds and Equestrian Park
23349 Bruce Hwy
Maryborough West Qld 4650

Post boxes will be available onsite at the Jamboree for outgoing mail. Stamps will be available for sale, although Scouts may like to take a few self-addressed envelopes with pre-attached stamps to write letters home.

14.5 Mobile device guidelines

The Western Australia Contingent acknowledges that technology has become an important tool in our society. However, the Contingent also recognises the wellbeing, child safety, security, and logistical risks around mobile technology.

The Contingent has released these guidelines to assist Jamboree Scout Leaders, Scouts, and their parents/guardians in deciding whether to take mobile devices to the Jamboree.

- The Contingent will accept no responsibility for lost, stolen or damaged mobile devices.
- There will be no charging facilities made available to Scouts at any time during the Jamboree.
- Large portable electronic devices such as laptops, iPads and portable electronic gaming devices should not be brought to the Jamboree.
- Jamboree Units cannot decide to ban youth members in their Unit from bringing their mobile device. However, Unit Councils are responsible for determining specific rules for use of mobile devices in their Jamboree Unit. The Jamboree Scout Leader should provide advice to the Unit Council.

- For example, the Unit Council may decide that mobile devices can be accessed after dinner and before bedtime each day. At all other times, mobile devices should be securely stored in the Unit safe.
- Jamboree Scout Leaders may request that Scouts and their parents/guardians sign an informal contract regarding use of the mobile device at the Jamboree.

Scouts are not to use their personal electronic device in a sleeping tent, inside toilet/shower facilities or in other changing areas. Scouts who choose to break this rule will find their device confiscated for the duration of the event, and, depending on the circumstances, may be asked to leave the Jamboree. Confiscated devices will be stored at Contingent HQ and handed back to parents at the end of the Jamboree.

14.6 Contacting the WA Contingent during the Jamboree

There are a variety of methods available to contact the WA Contingent Team during our trip:

- Visit us in person at the WA Contingent HQ in the mall.
- Call us on **07 4333 1593**. This number will be monitored 24/7 from 4 January 2025 till 21 January 2025. The phone number is predominately for urgent matters – for non-urgent matters, please visit or email.
- Email us at jamboree@scoutswa.com.au. This email address will be monitored throughout the Jamboree.

15 Logistics

Jamboree Units have packed all their gear onto large wooden crates that have been delivered to the Jamboree site in Queensland. On arrival to Jamboree the Unit will unpack all their gear from their crate and set up their home for the duration of the Jamboree.

At the end of the Jamboree, everything will be packed away into the crates, before it is shipped back to WA. These crates only carry equipment for the whole Unit, any personal equipment will need to be packed into your travel bags.



15.1.1 Sleeping Tents

Each Jamboree Unit has been provided with nine (9) tents. These tents are what everyone will be sleeping in for the duration of Jamboree.

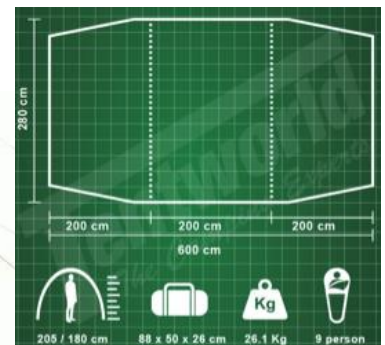
The tents to be provided are:

- four (4) COLEMAN Chalet 9CV Dome tents
- two (2) Longway Leisure 10' x 14' canvas tent
- three (3) COLEMAN Instant Up Dark Room 6 person tents.

Your Unit Council will have decided how to organise tents and may have divided everyone based on age or Patrol. Sleeping Scouts of similar age groups allows for younger Scouts to get more sleep as younger Scouts many tend to sleep earlier than older Scouts. Such an arrangement also allows Scouts some time to socialise with other Scouts in the Jamboree Unit. If you have any concerns about the tent that you are in, you can speak to your Patrol Leader and Jamboree Scout Leader, and they can try and make adjustments to the sleeping arrangements.

15.1.1.1 COLEMAN Chalet 9CV Dome Tents

These tents each sleep six youth members in two separate rooms.



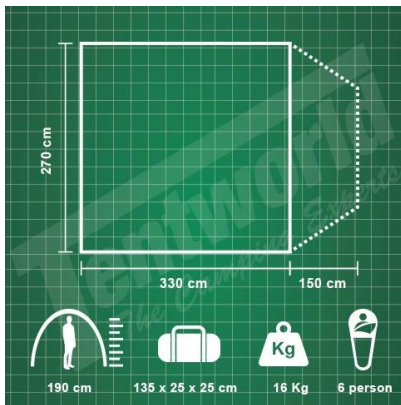
15.1.1.2 Longway Leisure 10' x 14' canvas tent

These tents each sleep five to six youth members in a single room.



15.1.1.3 COLEMAN Instant Up Dark Room

These tents each sleep two adults on stretchers in a single room.



16 Suggested personal gear list

A suggested personal gear list is available on our website <https://ajwa.com.au/gear-list/>

Make sure you start packing early. You wouldn't want to realise you are missing an important piece of equipment the night before you leave for Jamboree.

16.1 Pocket money

You will probably want to bring some pocket money for drinks, ice creams, snacks or gifts. Your Jamboree Scout Leader may give you some guidance on this, and how to secure your valuables.

All Official Jamboree Retail Vendors will take cash and EFTPOS.

There are two ATMs located in the Mall. These will be the only place on site to withdraw cash. The ATMs will only dispense \$20 notes and a fee of \$3.20 will be charged per withdrawal.

17 Merchandise

Included in your Jamboree Fee is the following Merchandise. You should have received this already. Before packing it, make sure to clearly put your name and Unit number on it, as everyone else will have the same gear.

Jamboree merchandise	WA Contingent merchandise
<ul style="list-style-type: none">• Jamboree shirt• Jamboree scarf• Jamboree woggle• Jamboree badge• Lanyard + ID card• Bucket hat	<ul style="list-style-type: none">• WA shirt• Contingent badges• Unit badges• Drink bottle• WA state scarf• 90L travel bag



17.1 Unit badges

Our official badge set includes the Western Australia Contingent Badge, 15 Unit badges and 1 badge for Venturer Scout Service Leaders.

Youth members will have received 16 of their own Unit badges, so you can swap them with other WA Units to collect the full set.

Additional Unit badges will be available for sale onsite at the Jamboree shop. Badges will be sold individually.

Adults leaders will receive the complete set onsite at a special function.

18 Jamboree Site

18.1 Sub-Camps

There are five subcamps at AJ2025:

- Cheeli – youth subcamp
- Fraser Coast – youth subcamp
- Tuan – youth subcamp
- Montgomery – Service and Program Leader subcamp
- Wook-Koo – Venturer Scout Service Leader subcamp.

19 Transport

The Contingent will be travelling by air from major regional airports across Western Australia to Brisbane Airport, and then by coach to the Jamboree site in Maryborough. Depending on flight arrival times into

Brisbane, some coaches will stop at a local Scout Hall in Brisbane for a meal prior to onward travel to Maryborough.

Individualised travel information is available on the “Contingent” tab of the online application system.

Contingent members not connected to a Jamboree Unit should check their travel information on the online application system.

Your Jamboree Scout Leader should have provided you with information about travel arrangements.

19.1 Unit transportation overview

Unit	Flight PER-BNE	Bus to site	Arrive onsite date	Arrive onsite time	Depart date	Depart time	Bus to airport	Flight BNE-PER
C003	QF940 PER-BNE 17:35/00:05+1	207-B	6 Jan	04:25	16 Jan	08:00	310-B	QF941 BNE-PER 18:45/22:10
C005	VA471 PER-BNE 16:45/23:25	206-B	6 Jan	03:45	16 Jan	06:30	302-B	VA466 BNE-PER 12:25/15:55
C035	VA473 PER-BNE 22:50/05:30+1	212-BC	6 Jan	11:05	16 Jan	06:30	302-B	VA466 BNE-PER 12:25/15:55
C039	VA473 PER-BNE 22:50/05:30+1	211-BC	6 Jan	11:05	16 Jan	06:30	303-B	VA466 BNE-PER 12:25/15:55
C063	VA473 PER-BNE 22:50/05:30+1	210-BC	6 Jan	11:05	16 Jan	08:00	309-B	JQ964 BNE-PER 18:55/22:20
FC004	JQ967 PER-BNE 23:20/05:45+1 (4Jan)	201-A	5 Jan	11:20	16 Jan	08:30	308-C	JQ964 BNE-PER 18:55/22:20
FC015	JQ967 PER-BNE 23:20/05:45+1 (5Jan)	214-C	6 Jan	11:20	16 Jan	07:30	304-C	QF937 BNE-PER 13:20/16:45
FC021	JQ967 PER-BNE 23:20/05:45+1 (4Jan)	202-CB	5 Jan	11:20	16 Jan	08:30	307-C	JQ964 BNE-PER 18:55/22:20
FC036	JQ967 PER-BNE 23:20/05:45+1 (5Jan)	213-CB	6 Jan	11:20	16 Jan	06:30	301-C	VA466 BNE-PER 12:25/15:55
FC046	QF942 PER-BNE 22:55/05:25+1	209-CB	6 Jan	11:05	16 Jan	08:30	308-C	VA472 BNE-PER 18:25/21:55
FC058	VA467 PER-BNE 10:45/17:20	205-CB	5 Jan	22:50	16 Jan	08:00	305-C	QF939 BNE-PER 17:40/21:05
FC067	VA467 PER-BNE 10:45/17:20	204-C	5 Jan	22:50	16 Jan	06:30	301-C	QF937 BNE-PER 13:20/16:45

Unit	Flight PER-BNE	Bus to site	Arrive onsite date	Arrive onsite time	Depart date	Depart time	Bus to airport	Flight BNE-PER
T004	VA467 PER-BNE 10:45/17:20	203-C	5 Jan	22:50	16 Jan	08:30	307-C	QF941 BNE-PER 18:45/22:10
T023	VA467 PER-BNE 10:45/17:20	203-C 204-C	5 Jan	22:50	16 Jan	08:00	306-C	QF939 BNE-PER 17:40/21:05
T035	VA473 PER-BNE 22:50/05:30+1	210-BC 211-BC 212-BC	6 Jan	11:20	16 Jan	08:00	306-C	QF939 BNE-PER 17:40/21:05

19.2 Arriving at your departure location

Contingent members should arrive at the airport two (2) hours prior to the departure time listed in the online application system.

Please take note of what terminal you are departing from in Perth, as we have contingent members traveling from various terminals.

Contingent members boarding a bus from Mount Barker or Geraldton to Perth Airport should arrive at the bus departure point at least 30 minutes prior to the departure time listed in the online application system.

19.3 Travel dress code

Whilst travelling to and from the Jamboree, Contingent members should wear the following:

- Scout Uniform shirt
- Western Australian state scarf (black and yellow scarf distributed in merch pack)
- Navy blue pants/shorts/skirt
- Comfortable enclosed shoes.

19.4 Airport check-in Procedure

This procedure is for Scouts arriving at Perth airport for departure to Brisbane.

1. Scout arrives and has name checked off list by Jamboree Scout Leader.
2. Jamboree Scout Leader (or relevant Assistant Jamboree Scout Leader) checks medications for relevant Scouts; youth member keeps medication until arrival at the Jamboree site. Parent/guardian communicates any last-minute updated health information to Jamboree Scout Leader or relevant Assistant Jamboree Scout Leader (this information should also be added to OLEMS). Note if any medication is to be administered during travel (e.g., whilst on the plane).
3. Scout checks into flight, obtains boarding pass and checks in luggage as per process advised by airport ground staff.
4. Scout and parent/guardian farewell each other.
5. Scout proceeds through security under supervision of Jamboree Scout Leader. To assist leaders in ushering Scouts through the airport to the flight gate, parents are requested to not accompany their Scout through security.

19.5 Transiting through Brisbane Airport

Upon arrival at Brisbane, disembark the plane and make sure you have everyone together. Ensure no items are left on the plane. Proceed to baggage collection and collect baggage. Identify a location where the group can assemble once they have collected their bag.

Proceed to the bus pick up area. You'll need to exit the terminal, take the escalator to the overpass, and then another escalator down to the bus pick up area. If you reach the multi-story car park, you've gone too far.



Our bus company is Brisbane Bus Lines. There will be Contingent Team members at the airport to guide you.

Buses will have numbers displayed. Please ensure you board the correct bus! If you don't board the correct bus, you may find yourself disembarking on the wrong side of the Jamboree site with a long walk ahead of you!

You Jamboree Scout Leader, and bus captains will assist you in finding the right bus.

19.6 Meal stops at Kedron Scout Hall

Due to the flight times of some of our contingent members, the following buses have a meal stop at Kedron Scout Hall: 201, 202, 203, 204, 205, 209, 210, 211, 212, 213 and 214.

Buses 206, 207 and 208 will **not** stop at Kedron Scout Hall. Each bus will receive a snack box at Brisbane Airport and travel direct to the Jamboree site.

19.7 Stopover in Brisbane CBD

Again, due to the flight times of some of our contingent members, the following coaches will have a stopover in Brisbane CBD: 305, 306, 307, 308, 309 and 310.

This stopover is to avoid a long wait at either the Jamboree site, or Brisbane airport.

During the stopover you can explore Brisbane CBD on a self-guided tour.

Luggage will remain on the buses during your time in Brisbane. There will be no access to the coaches between drop off and pick up as the coaches are returning to their depot. Please make sure you have everything you may need during this time in your day-pack.

Jamboree Scout Leaders have more information about these stopovers, and the drop-off and pick-up locations.

You will need to be at the pick-up point 30 minutes prior to scheduled departure of your coach. The scheduled departure times are:

- Buses 305, 306: depart at 3:00pm.
- Buses 307, 308, 309, 310: depart at 3:30pm.

Your Jamboree Unit Leader will discuss this with you on the day.

19.8 Arriving at the Jamboree site

When you arrive on site at the Jamboree, your bus will take you along one of three routes. These routes will get you as close to your campsite as possible.

Buses will arrive at the Jamboree site via three routes:

- Route A – Bus Loop
- Route B – WA Contingent HQ / Montgomery Subcamp / Cheeli Subcamp
- Route C – Gate F (for Tuan and Fraser Coast Subcamps).

Once your bus stops, a member of the WA Contingent Support Team will meet your Unit and show you to your campsite. This period will be very busy and filled with lots of excitement. Please be patient and listen to instructions carefully. If you have any questions, or you are not sure about something, you can speak to your Jamboree Scout Leader or the WA Contingent Support Team Member that is guiding you.

19.9 Departing the Jamboree site

Buses will depart at the Jamboree site via three routes:

- Route A – Bus Loop
- Route B – WA Contingent HQ / Montgomery Subcamp / Cheeli Subcamp
- Route C – Gate F (for Tuan and Fraser Coast Subcamps).

Unless you are a Post-Tour participant or independent traveller, you should be at the departure point 15 minutes prior to the scheduled departure time. This is a busy period, and there will be lots of people moving around, please listen carefully to your Jamboree Scout Leaders as they direct you on where you need to be.

19.9.1 Post-Tour departures

If you are participating in the Post-Tour, please make your way to the Bus Loop by 7:30am ready for departure at 8:00am. Lunch is provided at the Chermiside Aquatic Centre, so you **do not** need to make lunch prior to departure.

19.10 Independent travel

19.10.1 To Jamboree

A coach will be organised to collect Independent Travellers and transfer them to the Jamboree site. The coach will collect Independent Travellers at 10:00am on 6 January 2025 from the Corner Alice Street and Aldridge Street, Maryborough.

The coach will drop Independent Travellers at WA Contingent HQ. Your Jamboree Unit will then collect you from Contingent HQ shortly after 10:30am. Independent Travellers from Units who do not arrive onsite until after 10:30am on 6 January 2025 will be supervised at Contingent HQ until their Unit arrives.

19.10.2 From Jamboree

A coach will be organised to transfer Independent Travellers from the Jamboree site to the collection point at the Corner Alice Street and Aldridge Street, Maryborough. The pick-up time for Independent Travellers will be 9:00am on 16 January 2025.

The coach will depart WA Contingent HQ at 8:30am and Independent Travellers need to be at Contingent HQ with their luggage by 8:15am. Independent Travellers whose Units depart the Jamboree before 8:15am will be supervised at Contingent HQ until the coach departs.

20 Health & Wellbeing

The WA Contingent Health & Wellbeing Team is available to support your Jamboree experience. If at any time you require assistance, please feel free to drop in at WA Contingent HQ and chat with a member of the team. Your Jamboree Scout Leaders will also be working very hard to ensure Health & Wellbeing is maintained during the Jamboree.

20.1 Rest

Tiredness and fatigue can be real problems for a number of reasons. Fatigue causes irritability and arguments to increase, concentration to decrease and accidents to increase.

Being away from home for a long period of time, being in strange surroundings, over excitement, repeated early mornings/late than usual nights, constant activity, homesickness and pushing to do all of the activities often results in you not gaining enough sleep or rest.

Make sure to take time out of your day to rest and relax, and if you are feeling tired, speak to your Jamboree Scout Leader about getting an early nights sleep.

20.2 Hydration

The combination of heat, sun and activity means that it is imperative for everyone to drink ample fluids on a regular basis each day. Dehydration can strike suddenly and viciously – both for youth and adults alike.

It is recommended that everyone drinks at least 2-3 litres per day – but not soft drink, these should be kept to a minimum. Water, possibly with some flavour added or electrolyte drinks or fruit juices are better alternatives.

Even milk drinks should be approached with caution as milk and lots of activity in the heat can have sickening results with some people. Your Unit sites should always have a bulk water container filled and freely available for you to fill your drink bottle from as necessary.

Make sure you are getting plenty of water during the day, and remind the other Scouts in your Unit to drink plenty of water aswell.

20.3 Sun smart

The hot climate and high level of sunshine expected in Queensland in January means that it is absolutely vital for everyone to be sun-smart.

A wide brimmed hat should be worn at all times when outside as well as long sleeved collared shirts to protect the back of the neck. Appropriate sunscreen (SPF 15+ or 30+) should be used on the face, neck, ears and other exposed areas. Sunglasses should also be worn.

Singlet tops are not to be worn at the Jamboree.

20.4 Stings and bites

There is a risk of mosquito bites at the site. Preventative measures should be undertaken include the use of roll-on insect repellents (do not take pressure packs). It is recommended that 'Rid' or 'Tropical Strength Aeroguard' repellents be used and that full cover-up clothing is worn at dusk and onwards during the evening.

20.5 Washing and showers

At Jamboree you will be required to regularly wash. Your Jamboree Scout Leaders and the Health & Wellbeing team will be monitoring this.

It can be common for Scouts to have not developed a personal hygiene routine as it has been done for them at home. Jamboree is a learning opportunity, and this is one thing that will be quickly picked up. It only takes one smelly Scout to stink out a tent, and the other people that have to share a tent with them will quickly make sure that Scout has a shower.

Your Jamboree Patrol Leader will monitor to ensure that every members of their patrol is showering properly and daily (not in their swimming gear).

Showers at the Jamboree will be fully screened and have a separate dry area. So privacy will not be an issue.

It is important that you are regularly using the toilet, showering every day, shampooing your hair, looking after your feet, eating properly and cleaning your teeth. Particular attention must be paid to making sure that feet are properly washed and are completely dried to prevent infection.

Remember that bacteria in faeces that reach the mouth via the hands cause gastroenteritis and/or food poisoning. Once one person in your Unit get sick the whole Unit will go into lockdown.

Hands need to be spotless while preparing food, and fingernails need to be kept short. You are preparing food for your whole Unit to eat.

20.6 Clothes washing

Your Unit will have planned for you to wash clothes at Jamboree and will have brought equipment along. Make sure you do some washing when you have the chance. The weather that we are expecting at Jamboree will mean that your clothes will quickly become smelly and dirty.

20.7 Care of personal gear

At Jamboree you are responsible for your own gear and living space. Make sure you are keeping your tent clean and tidy, and your clothes are neatly your bag, not in the bag of the person next to you.

If you have wet or dirty clothes, make sure to clean them and dry them out before they are packed away into your bag, as they will go moldy very quickly.

You should never have food or snacks in your tent, as these will encourage pests. It will also create a mess that is not easy to clean up. If you do have snacks that need to be stored somewhere, speak to your Jamboree Scout Leader, and they will make arrangements for you.

20.8 First aid kits

There will be first aid posts located strategically around the Jamboree site. Any illness, incident or emergency should be referred to the medical staff. Minor injuries should be treated on the Unit site. Each Unit should always have a first aid kit readily available. If ever you need first aid, you should first seek assistance from your Jamboree Scout Leaders, if further assistance is required your Jamboree Scout Leader will make those arrangements.

Leaders will not administer any medications without the specific written permission and instructions from parents/guardians. This includes for over-the-counter medications.

Recommended contents for Jamboree Unit first aid kits:

- Gloves
- Band-aids (good quality fabric band-aids in a range of sizes)
- Antibacterial cream
- Cold packs
- Stingose/Stop Itch
- Splinter probes
- Decent tweezers (slant point)
- Small magnifying glass
- Aloe vera/after sun gel
- Tissues
- Salbutamol/Ventolin (spare – available over the counter from chemist) and small spacer
- Oral rehydration solution (eg Hydralyte)
- Sterile eye irrigation solution (normal saline) and eye bath
- Fixamol
- Burn gel
- Bandages
- Micropore tape or similar
- Sanitary supplies (pads and tampons)

Note that this is not meant to be an exhaustive list.

20.9 Medication management

Anybody bringing medication to the Jamboree must make sure that there are clearly written instructions about when and how it is to be used included with the medication. The medicine should be in its original packaging accompanied by the prescription (if it is prescription medication). All medication to be administered at the Jamboree must be listed on the medical tab of the online application system.

20.10 Homesickness

Homesickness and personal problems will occur. Jamboree Scout Leaders are aware of this and will take early action as needed. Where homesickness is suspected, your Jamboree Scout Leader may have a quiet, discreet discussion followed by encouragement and positive support from the other Leaders and Patrols Leaders for you to resume in the Jamboree.

Don't worry, everyone will feel a little home sick at some point during the Jamboree, even your Leaders. Everyone is there to support you, and if you need to speak to someone you can always come along to the WA Contingent HQ, we will be more than happy to help you out.

20.11 Medical center

The onsite medical centre will operate 24 hours for the duration of the Jamboree. The centre will be staffed by doctors, nurses, and a support team. The facilities will include a triage/waiting area, consulting rooms, a ward, an overflow ward, resus area, pharmacy, dedicated toilets/showers, a dedicated kitchen, and an office administration area.

The medical center is equipped to deal with a large number of situations. Hopefully you will never need to go there.

21 Follow along with our journey on social media

If you want to stay up to date with the adventure, we are having at Jamboree then make sure to follow us. Follow the WA Contingent on Instagram, Facebook, and YouTube, or follow Scouts WA on Instagram, Facebook, and YouTube. You can also follow the Jamboree on Instagram, Facebook, X (Twitter), TikTok, and YouTube.

21.1 WA Contingent social media

Instagram – @ausjam.wa

Facebook – Australian Jamboree - WA Contingent

YouTube – Australian Scout Jamboree: WA Contingent

21.2 Scouts WA social media

Instagram – @scoutswa

Facebook – Scouts WA

YouTube – Scouts WA

21.3 AJ2025 social media

Instagram – @australian.jamboree

Facebook – AJ 2025 – 26th Australian Jamboree

X – @AusJamboree

TikTok - ausjamboree

YouTube – Australian Jamboree